

queensland children's hospital brisbane



Image courtesy of Conrad Gargett Lyons

PROJECT SPOTLIGHT:

Located in Brisbane's Southbank precinct, the \$1.5 billion **QUEENSLAND CHILDREN'S HOSPITAL** development endeavours to reinvigorate children's health services by combining the Royal Children's Hospital and the Mater Children's Hospital into one new facility.

Rondo are working alongside Lend Lease, the Managing Contractors, and the two drywall/plastering contractors, NWCI Pty Ltd and Superior Wall and Ceilings along with Architects, Conrad Gargett Lyons. Facing construction challenges due to the highly constrained site located next to an operating hospital, school and private residence, a number of innovative solutions were formed by Rondo's Technical Services Team.

These include over 48 technical specifications including designs for over 80 wall configurations with varying wall heights, linings configurations, fire, sound and pressure ratings. The partition framing designs incorporated a wide variety of our Steel Stud product range with the stud size and gauge varying anywhere from 64mm x 0.50BMT to 150mm x 1.15mm BMT.

(continued Page 2)

INSIDE THIS ISSUE:

- NEW RONDO TOP HAT CLEATS
- OUR NEW-LOOK WEBSITE
- BOOKING YOUR SKILLS TRAINING ONLINE
- SPECIALISED ARCHITECTURAL ACCESS PANELS
- NEW RONDO DESIGN MANUAL
- SUSTAINABILITY INITIATIVES
- BURJ KHALIFA, DUBAI
- KILMORE ST MEDICAL CENTRE
- HARRIS SCARFE, ADELAIDE
- THE WATSON & WOOLWORTHS, ADELAIDE
- TELOPEA FAMILY CENTRE, NSW

RONDO®

www.rondo.com.au

A Channel R Publication



QUEENSLAND CHILDREN'S HOSPITAL (continued from Page1)



Image courtesy of Conrad Gargett Lyons

Rondo provided the general internal partition framing for the project along with the design documentation for the below:

- Sections of external wall framing
- External soffit framing
- Internal opening framing, with consideration to service penetrations in framing members
- Acoustically rated staggered stud partition framing
- Fire rated bulkhead and ceiling framing
- Internal load bearing ceiling and wall framing
- Batten and furring channel framing for finishing structural columns and shear walls
- Bulkhead and wall framing to plant rooms with elevated pressure loading
- Shelf loading capabilities of internal wall partitions, to support sinks, hand rails etc.
- Provided designs for framing to support the timber features

Once complete in 2014, the hospital will be home to 359 fully-funded beds, 37 emergency examination bays, a new 12-bed neonatal intensive care unit and a 26-bed paediatric intensive care unit, all fully equipped with state-of-the-art technology.




INSIDE THIS ISSUE:

Rondo Shaftwall	4
Kids Under Cover	4
New: Rondo Top Hat Cleats	5
Architectural Access Panels	6
Rondo WALK-ABOUT™	7
Mixing of Systems	8
Precision Wall & Ceilings	8
Sustainability initiatives	8
Burj Khalifa, Dubai	9
Kilmore St Medical Centre	9
Harris Scarfe, SA	10
The Watson & Woolworths, SA	10
Telopea Centre, NSW	11
Project Flashback: Qantas	11
New Rondo Design Manual	12
Safety Alert: Truck Loading	12

*To receive Rondo updates
as they happen,
join Channel R at
www.rondo.com.au*



CHECK IT OUT: RONDO'S NEW WEBSITE IS NOW ONLINE



WHAT'S NEW:

- Unrestricted access to Rondo CAD files.
- Users can now register online for SKILLS 1 & 2 Product Training in their State.
- The Distributor Locator has been upgraded with Google Maps functionality.
- Information on Rondo's Seismic Design Solutions.
- Products are grouped by category (ceilings, walls etc) for easier referencing and product images have been updated with 3D rendered drawings.
- Integration with Rondo's Facebook Newsfeed.
- Access to all of Rondo's Installation videos from YouTube .
- Channel R is now a 'subscription' service to twice-yearly insideR and monthly E-news communications.

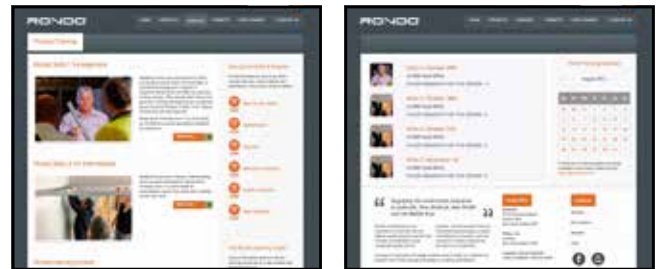
Visit www.rondo.com.au to see all of the changes.



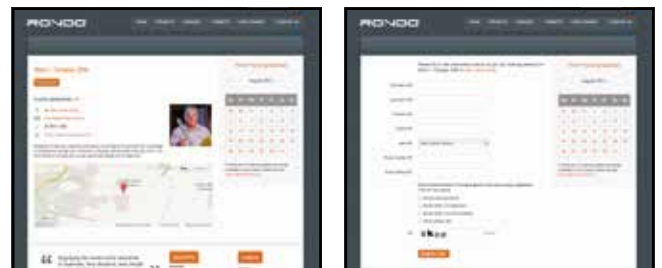
RONDO SKILLS: BOOK YOUR TRAINING ONLINE

You can now register yourself to a Rondo SKILLS Training Session by following these five easy steps:

1. Select the services tab on the top of the home page and select 'Product Training'. A flyout menu will appear showing SKILLS 1 for Beginners or SKILLS 2 for Intermediates.
2. Select the location where you would like to attend a SKILLS Training session.



3. Select the SKILL level and the date you would like to register.
4. Select the register button
5. Fill in all the required fields with your details and click 'Register Now'.



Once your details are processed, you will receive an email confirming your registration.

For more information on the Rondo SKILLS Training Programs, please contact our Product Trainer, John Piepers by emailing training@rondo.com.au

ONE-WAY ERECTED SYSTEM: RONDO SHAFTWALL



SHAFTWALL is a one-way erected system manufactured by Rondo that is suitable for both fire-rated and sound-rated applications. The non-loadbearing system is designed to encase lift shafts, stairwells and service ducting in low and high-rise construction areas.

ADVANTAGES:

- The SHAFTWALL Systems are rapidly installed from one side at each floor, with no need for access within the shaft.
 - With no requirement of scaffolding, this allows lifts services to be installed early on in the construction period, making the transitioning of materials and tradespeople easier and safer.
 - All components, J Runner, CH Stud, E Stud and DT Runner are screw fixed, so there is no need for welding or bolting.
 - SHAFTWALL Systems weigh 25% less than the equivalent weight of masonry or concrete enclosures resulting in significant cost savings through the complete structure.
- Drywall construction methods are recommended to eliminate delays of traditional wet trades.

For further technical enquiries, please contact your local State Office on 1300-36-7663.

update

OUR COMMUNITY: KIDS UNDER COVER



Featured in the last issue of InsideR, Rondo is a partner of not-for-profit organisation, Kids Under Cover, who work tirelessly to prevent youth homelessness in Australia.

Following the success of our joint fundraising golf event, Rondo joined Kids Under Cover at their

annual 'Cubby House Challenge' which was held in March this year as a part of the Melbourne International Flower and Garden Show. The challenge brings together members of the building industry to design, build and decorate highly unique children's cubby houses. The cubby houses are then auctioned off with all proceeds going to KUC.

Our Rondo representative who volunteered at the event spoke highly of the enthusiasm and passion from everyone who works and volunteers for the cause. A special thank you goes to our customer, Archiclad Pty Ltd in Melbourne who helped transport the fully built cubby houses, which required crane lifts and the use of their trucks, free of charge.

For more information about this great cause, head over to the Kids Under Cover website: www.kuc.org.au

THE FREE RONDO APP. IT'S PERFECTLY DESIGNED, EASY TO INSTALL AND SAVES YOU HEAPS OF TIME.



- Calculate maximum loads and spans for a wall or ceiling design
 - Determine the most economical Rondo Steel Stud Wall Framing System for a particular layout
 - Estimate quantities and pack size
- Find out the radius required, sweep angle and length of arc for curved designs
 - Locate your nearest Rondo Distributor

The free Rondo App for iPhone and iPad is ready to download now from the Apple Store.

new product

NEW RANGE: RONDO TOP HAT CLEATS

Rondo recently introduced a range of complementary adjustable Fixing Cleats to suit both our 50 and 75mm wide Top Hats. These cleats suit our wide range of standard Top Hat profiles for a variety of uses both internally and externally, including applications where there is a higher wind loading or where heavy duty cladding is to be installed.

535 CLEAT



550 CLEAT



735 CLEAT



750 CLEAT



Rondo Top Hat Cleats enable fixing to structural steel or masonry/concrete substrates as well as to steel stud framing and provide adjustment to plumb and level.

Available in two depths of 35 and 55mm, Rondo Top Hat Cleats are manufactured from 1.9 bmt G2 Z275 steel.

INSTALLATION DETAILS

Top Hats can be fixed vertically or horizontally to steelwork, concrete/masonry or Steel Stud framing.

Top Hats Fixed to Steelwork with Cleat

Fix Cleat to Steelwork, and Top Hat to Cleat with #12 Tek screws as shown in Figure 1.

Top Hats Fixed to Concrete with Cleat

Fix Cleat to Concrete/Masonry with Anchor size 8-10mm as specified, and then fix Top Hat to Cleat with #12 Tek screws as shown in Figure 2.

Top Hats to Steel Stud Framing

If fixing vertically, the cleat must be used as shown in Figure 3. Screw fixing Cleat to Stud needs to be specified by Rondo. Top Hat to Cleat fixing with 2 x 12# Tek Screws as shown in Figure 3.

At all times, refer to the Serviceability Limit State Load Tables in the Rondo Professional Design Manual (page 245), and ensure the Project Engineer has signed off on your proposal.

The full installation details can be found on pages 225-226 of the new Rondo Professional Design Manual (see story, page 12), which is available on our website.



FIGURE 1: CLEAT TO STEELWORK



FIGURE 2: CLEAT TO CONCRETE




FIGURE 3: VERTICAL FIXING TO STEEL STUD

MAKING ACCESS SPECIAL: SPECIALISED ARCHITECTURAL ACCESS PANELS

Rondo now supplies specialised 'architectural' Access Panels which are made to order to suit specific projects.

This includes panels for hospital operating theatres with fully washable doors made from "Nema" board incorporating anti-microbial seals, or panels for high security facilities, such as prisons, that have galvanised or stainless steel doors and specialised locking systems.

Rondo also supplies Access Panels with doors to match perforated plasterboard ceilings, panels with smoke seals around the door perimeters and even panels which can incorporate specialised ceiling or wall finishes such as perforated corrugated sheeting.



PANEL WITH PERFORATED CORRUGATED SHEETING

Rondo recently supplied the Queensland Children's Hospital Project (see *story page 1*) with an Access Panel that was designed with a perforated door to match the perforated plasterboard ceiling, and therefore being less recognisable.

Each Access Panel is made to order with Rondo ready to look at virtually any finish our customers require. All it takes is an enquiry to your local Rondo Sales Office or to your Rondo reseller for a quotation and lead time.




SMOKE SEAL AROUND PANEL DOOR



STAINLESS SEEL PANEL



ANTI-MICROBIAL SEAL

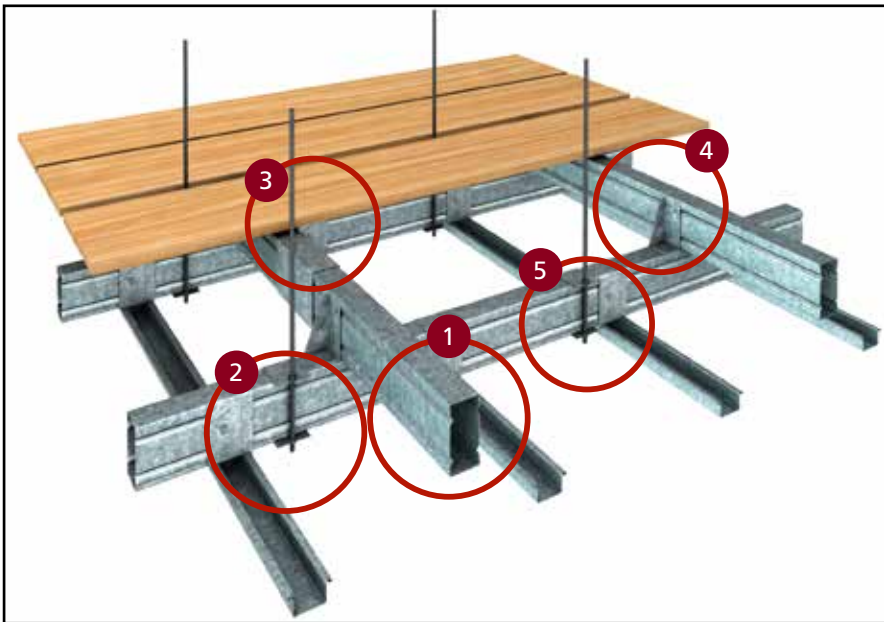


PERFORATED DOOR PANEL AS SUPPLIED ON THE QCH PROJECT

TRAFFICABLE CEILING SYSTEM: RONDO WALK-ABOUT™

Using standard Rondo Steel Stud profiles with purpose made joiners and clips; the WALK-ABOUT™ System is suspended from the structure above to provide a safe and secure access to services whilst simultaneously providing a support for the ceiling beneath.

The WALK-ABOUT™ System seamlessly integrates with the Rondo KEY-LOCK® and DUO® Ceiling Systems and can also be specified for use in seismic designs. However it is important to note that seismic activity varies significantly in the markets where WALK-ABOUT™ may be installed so it is recommended to contact your local Rondo Representative for detailed design advice.



The WALK-ABOUT™ System has been featured in some of the most prestigious projects from around the world including the Venetian Resort and Casino in Macau. This project utilised over 30,000m² of WALK-ABOUT™ ceiling to access their extensive services above ceiling level. The System also acted as a structure to support the curved KEY-LOCK® Ceiling, forming the famous “sky” ceiling in the resort.

TYPICAL APPLICATION DETAILS

Step 1: The Rondo Steel Studs sections require boxing

Step 2: Attach studs to the Rod hangers

Step 3: Join studs if required (splicing Studs)

Step 4: Joining the secondary/primary systems

Step 5: Attach Rondo Furring Channels


For detailed installation instructions, view page 63 of the new Rondo Professional Design Manual, which is viewable on the Rondo website.




STEP 1: BOXING OF STUDS




STEP 2: ATTACHING STUDS TO ROD



STEP 3: SPLICING OF STUDS



STEP 4: SECONDARY PRIMARY SYSTEM



STEP 5: ATTACHING FURRING CHANNELS

important!

MIXING OF SYSTEMS

There's no two ways about it, substituting other steel products into a Rondo wall or ceiling system can compromise the performance of the system, the safety of others, and your warranty with Rondo.

A concerning example is the Rondo 121 Rod (5mm galvanised) used in ceilings. Unfortunately, there have been cases where substitute rod has been used and caused the ceiling to fail.

Customers should be aware that there are many imported and local varieties of rod which may look the same, but have slight differences in the make-up of the steel and the diameter. For example, a slight change of the steel's make-up can affect the rod's tensile strength, and the ability for relevant Rondo clips to bite into the rod when a failure does occur.

Rondo tests all of its systems to ensure they comply to Rondo and BCA specifications. For optimum performance and safety, and to ensure you are warranted for your job, only use Rondo products in your system.

To ensure you are using Rondo 121 Rod and covered by the Rondo Warranty, only accept rod which is marked with the Onesteel logo (see image alongside).

For more information on mixing of systems, speak with your local Rondo Technical Sales Representative by calling 1300 36 7663.



CONTRACTOR PROFILE: PRECISION INTERIOR WALL & CEILINGS

Precision Interior Wall & Ceilings Pty Ltd has a proven track record on delivering complex, aesthetically challenging designed projects whilst at the same time focusing on cost value and time management. With award-winning project 400 George Street, Brisbane under their belt, this is simply one example of the work that this established company puts their hand to.

Precision Wall & Ceilings have been working alongside Rondo since 2005, paying particular attention to project design. This was most evident in the notable project, ABC Studios in Brisbane. The complicated design which consisted of over 120 various wall types alone required many hours of specifying suitable products and solutions. The work really paid off as the finished product (*featured in our March 2013 issue of insideR*) stands out as a supreme building in the Brisbane CBD.

Also featured on the company's project resume is Ipswich Hospital, Mon Komo Apartments, Ipswich Shopping Centre, Airport Link and Green Square.

Having recently opened an office in the Sunshine Coast to work on projects in the central Queensland region, as well as expanding their workshop to manufacture and install feature acoustic timber wall and ceiling systems, the business is continually expanding to maintain their reputation as the go-to for design and installation expertise.



SUSTAINABILITY: RONDO ACHIEVES GOLD



Rondo's membership to the Environmental Sustainability Charter automatically gives Rondo customers a Green Star advantage when tendering for a project. This is particularly important as, with the increase of Green Star rated projects by the Green Building Council of Australia (GBCA), customers have had to provide proof of Rondo's environmental stance during the tender process.

Rondo provides customers with our certification to ISO14001 Environmental Management System with Lloyds Register, offering prospective projects an overall Green Star rating. Further to our certification, customers are guaranteed even more assurance through Rondo's membership to the Australian Steel Institute (ASI) – Environmental Sustainability Charter (ESC) which was cemented back in 2010. A membership to the ESC automatically gives Rondo customers a Green Star advantage when tendering for a project.

In 2012, a review of the ESC showed that a grading system was required to highlight the work members are carrying out in the Environmental workspace and the steel industry. It was decided to grade the Charter members with either a Bronze, Silver, Gold or Platinum membership. After an independent audit of Rondo's Environmental processes in March 2013, Rondo was awarded with the first Gold membership to an ESC member. This highlights the journey Rondo has taken over the last four years to decrease our site's waste management impact, increase recycling and continue to look at ways to reduce waste in energy and resources.

PROJECT NEWS: BURJ KHALIFA, DUBAI



The world's tallest building, the Burj Khalifa is 828 metres above ground and has over 160 levels. As a comparison, Australia's tallest building, Q1 in Queensland, is just 323 metres high and Melbourne's Eureka Tower, 297 metres.

Working alongside sub-contractor, Depa Interiors, two different Rondo KEY-LOCK® Concealed Suspended Ceiling Systems were installed in the residential apartments on levels 20 through to 112. Fixed to the concrete soffit, the first system used 121 Rod attached to 2534 Top Cross Rail (TCR) Suspension Clip to suspend 128 Top Cross Rail (38mm) at 900mm span with 1200mm spacing, and 129 Furring Channel at 600mm centres.

The second system used the 167 Side Mounted TCR Suspension Clip with 127 Top Cross Rail (25mm) due to the very tight cavity between the ceiling and the soffit. The same systems were used throughout all the lift lobbies on these levels.

In addition to the two suspended ceiling systems, Rondo PANTHER® Sound-Rated Access Panels were used to reduce noise between the residential apartments and provide access to the services above.

PROJECT NEWS: KILMORE ST MEDICAL CENTRE, NZ



Kilmore St Medical Centre in the heart of Christchurch CBD, New Zealand, is setting a world-first standard when it comes to low-damage seismic-resistant design. One of the most notable differences in structural engineering since the Earthquake disaster that struck in 2011, has been a move towards 'Damage Control Design' with this medical centre being the first to implement the new developments.

To meet the design and performance requirements, the hospital/specialist centre utilises a post-tensioned steel rocking and dissipating (hybrid) system, representing the first application of Steel PRESS technology in New Zealand. The load-resisting system consists of steel walls, post-tensioned by un-bonded high strength steel bars. This design allows the framing to rock during a seismic event with the post-tensioning providing a restoring force and re-centring characteristics. In layman terms, this unique and world-first design provides the building with the capability to remain operational after a 1 in 500-year earthquake.

Rondo worked with Alpha Holdings Ltd on the three storey, \$40 million project by providing all of the Steel Stud and Track requirements along with the KEY-LOCK® Concealed Suspended Ceiling System. Due to the various wall systems designed, Rondo supplied diagrammatic specifications for the junction details to assist in completing the project, which finished in August this year.

PROJECT NEWS: HARRIS SCARFE REDEVELOPMENT, ADELAIDE, SA



Construction has concluded on the redevelopment of the 'Old Harris Scarfe' site at Rundle Mall in Adelaide. The renovations seek to re-energise the area but remain committed to preserve Adelaide's most cherished department store.

Four floors of retail space totaling 72,500m² have been fitted out to base building level by Interior Projects who have been a valued Rondo customer since 1988. Rondo provided essential technical expertise and design solutions for the fire walls and security mesh between tenancies. Along with providing extensive amounts of Rondo product systems such as KEY-LOCK® Suspended Ceiling System, Steel Stud and Track, DUO® Exposed Grid, PANTHER® Access Panels and QUIET STUD®.

The \$150 million project which opened this year has 85 leading retail stores over four interconnected, free-flowing floors and is set to become Adelaide's fashion, food and style destination.

PROJECT NEWS: THE WATSON AND WOOLWORTHS, ADELAIDE, SA



The refurbished Watson Apartment complex (*top*) is the epitome of elegance with contemporary designed finishes and details with jaw-dropping views.

Originally built in the 1960s, there was an extensive use of asbestos which took a lot of hard work and health precautions by the developer to remove before reinstallation/remodelling could commence.

Rondo provided extensive technical support to the project, providing Rondo Steel Stud and KEY-LOCK® Concealed Suspended Ceiling Systems to this \$120 million development.

The Watson is also adjacent to another Rondo project, the new Woolworths Shopping Centre in Walkerville (*bottom*) which was completed in April this year and is now open for trading.

The interior fitout of this \$20 million, 10,000m² project was carried out by Woolworths and GMR Interiors and had Rondo KEY-LOCK® Suspended Ceiling Systems, Steel Stud and DUO® Exposed Grid Ceiling Systems installed.

project

PROJECT NEWS: TELOPEA FAMILY RESOURCE CENTRE, NORTH PARRAMATTA, NSW



Telopea Family Resource Centre was on a mission to bring about a community transformation and with the support of Rondo and Ceilector Ceiling Solutions, a commercial division of CSR, did just that.

In May, Rondo and Ceilector Ceiling Solutions donated building materials to the Telopea site to assist in improving their current facilities to suit the needs of their growing community.

Rondo donated Steel Stud and Track and DUO® Exposed Grid Ceiling Systems, as well as free technical support throughout the duration of the installation period.

Ceilector provided 200 of their FRICKER Square Edge Finetta 616A 1200x600 15mm ceiling tiles, in white. These acoustic ceiling panels provide a high level of sound absorption, creating a pleasant ambiance within the centre.

The not-for-profit organisation assists families of diverse cultures who require various kinds of support. The extensive renovations will facilitate the organisation's desire to meet customer demand and has resulted in enhanced creativity and innovation so they can continue being a helpful resource within their community.

"On behalf of the management committee and all our staff, a big thank you to CSR and Rondo for their generous donation of ceiling panels, wall stud and track and ceiling frames. The outcome of this material assistance is that many families in crises will be helped."

Tom Cummins, TFR President

project

PROJECT FLASHBACK: QANTAS LOUNGES, AUSTRALIA



Qantas is a world-renowned brand and Australia's most prestigious airline. To uphold their reputation, in early 2007 the Premium Qantas Lounges at Sydney, Melbourne, Canberra and Perth Airports underwent a facelift to both reinvigorate and prepare for the future needs of Qantas and its customers.

Featuring architecturally designed plaster acoustic ceiling panels custom made by Bailey Interiors of Mortdale in Sydney, each panel had to have a slight variation to allow for the curved/arched shape that was created when placing the panels side to side, completing a contemporary look.

Rondo's Technical Services team assisted Baileys in their incorporation of Rondo KEY-LOCK® Top Cross Rails moulded into the back of each panel enabling them to be suspended from the structure above, with the finished product being uniquely contoured ceilings in each destination.

Bailey Interiors, Nu Line as the ceiling contractor and Built Constructions all contributed to the realisation of designer Marc Newson's innovative concept. The \$500k project has provided a prestigious 'waiting area' for those Premium Class customers who choose to fly with Qantas and has been serving them well for the last five years.

important!

SAFETY ALERT: PREVENTATIVE ACTION FOR TRUCK SAFETY



A recent incident has highlighted the need for important precautionary measures be made to any customer vehicle used to carry Rondo product.

Recently, a customer vehicle carrying Rondo product was involved in an accident where it had to brake suddenly. The impact resulted in a sub-pack of loose metal studs sparring through the rear window of the cab. Fortunately, no injuries occurred, however the incident had the potential to be fatal.

Rondo strongly advises that all customers, drivers and distributors of Rondo product take the following preventative actions:

- As a minimum, have 50 x 75 x 4mm wire mesh fitted to the headboard. The mesh will not hinder visibility but will protect the passengers in case of a load sparring.
- Sub packs of rod must be loaded below the height of the headboard.
- Sub packs and random quantity packs must not be loaded above the height of the headboard for all vehicles.

To find out more, visit www.rondo.com.au or contact your local State office on 1300-36-7663.



news

THE MUST HAVE DESIGN MANUAL FOR ALL WALL AND CEILING PROFESSIONALS



For all the professionals in the wall and ceiling industry, this is your next must have item.

The brand new Rondo Professional Design Manual brings together our entire range of technical literature (and more) into one, simply organized and easy to navigate technical reference manual.

Inside you'll find detailed technical design information on all of our most popular products and systems, along with our more specialized systems such as the MAXIframe® External Wall Framing System, WALK-ABOUT™ Trafficable Ceiling System, QUIET STUD® Acoustic Stud System, and Rondo Aluminum Ceiling Systems. There is also a newly created Accessories section, with everything you need to know on items such as Top Hats, Reveal Beads, Angles and Tools.

We've used the highest quality 3D rendered architectural images so the user can clearly see how our systems work in situ. The detailed manual has also been categorized and indexed to help you find your way around more easily and includes handy lookup tables for summarising code compliance requirements.

The much awaited Rondo Professional Design Manual will be available in September from your Rondo Technical Representative, authorised Rondo Distributor, or by visiting www.rondo.com.au to download a copy.